

🎵 Arrowbear Music Camp 🎵

Elementary Session!!

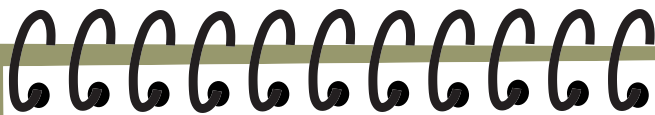
June 28–July 1, 2026

Session Information Packet

Pre Camp Checklist



- June 15- Balance due and online Medical Form completed
- June 22- Please have Musical Intro video completed and uploaded
- Packing list double checked
- Medications and original medication container ready to turn in
- Get ready to have an AMAZING time!!!



Packet Contents

Arrival & Departure Information

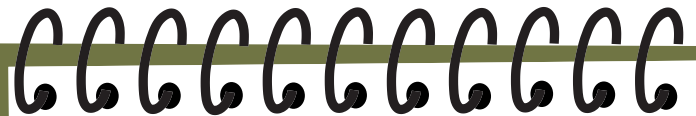
Address & Driving Directions

Medical Form & Medications

General Camp Information-

- Musical Introduction
- Mail
- Email
- Cell phones
- Online camp photo album
- Camp group photo and roster
- Housing
- Visiting Policy
- Camp Store

Packing List



Information at a glance

- Camp office phone: 909-867-2782
- Larke Dockstader's cell phone:
562-225-7766 (ok to text)
- June 15th: Balance and Health Form due
- June 28th: Arrival, check in 12:-12:30pm
- July 1st: Pick up day- 11:30am concert
- Camp's mailing address: PO Box 180,
Running Springs, CA 92382
- Camp's physical address: 33500 Music
Camp Rd., Arrowbear lk, CA 92382

Arrival and Departure Information:

First Day of Camp!

- Arrival- Sunday June 28th
- Check in between 12:00-12:30

When you arrive, head to the camp porch check-in station. Here's what to expect:

Sign In:

Make a name tag, turn in snack bar cash (if any), pay any remaining balance, and hand in cell phone.

Medical Check-In:

Screening, temp check, and medication drop-off with the Health Supervisor.

Lice Screening:

Quick and private check with a friendly counselor.

After check-in, campers will say goodbye to family and join a counselor-led group for the first mixer activity.

Last Day of Camp

- Last Day of Camp- Wednesday, July 1st
- Final Concert at 11:30am on campus. Guests may arrive anytime after 10:30am to visit with campers and load luggage.

Interested in Carpooling?

Let us know! We're happy to share your name, contact info, and general location with other families to help coordinate rides.



Address and Driving Directions to Camp

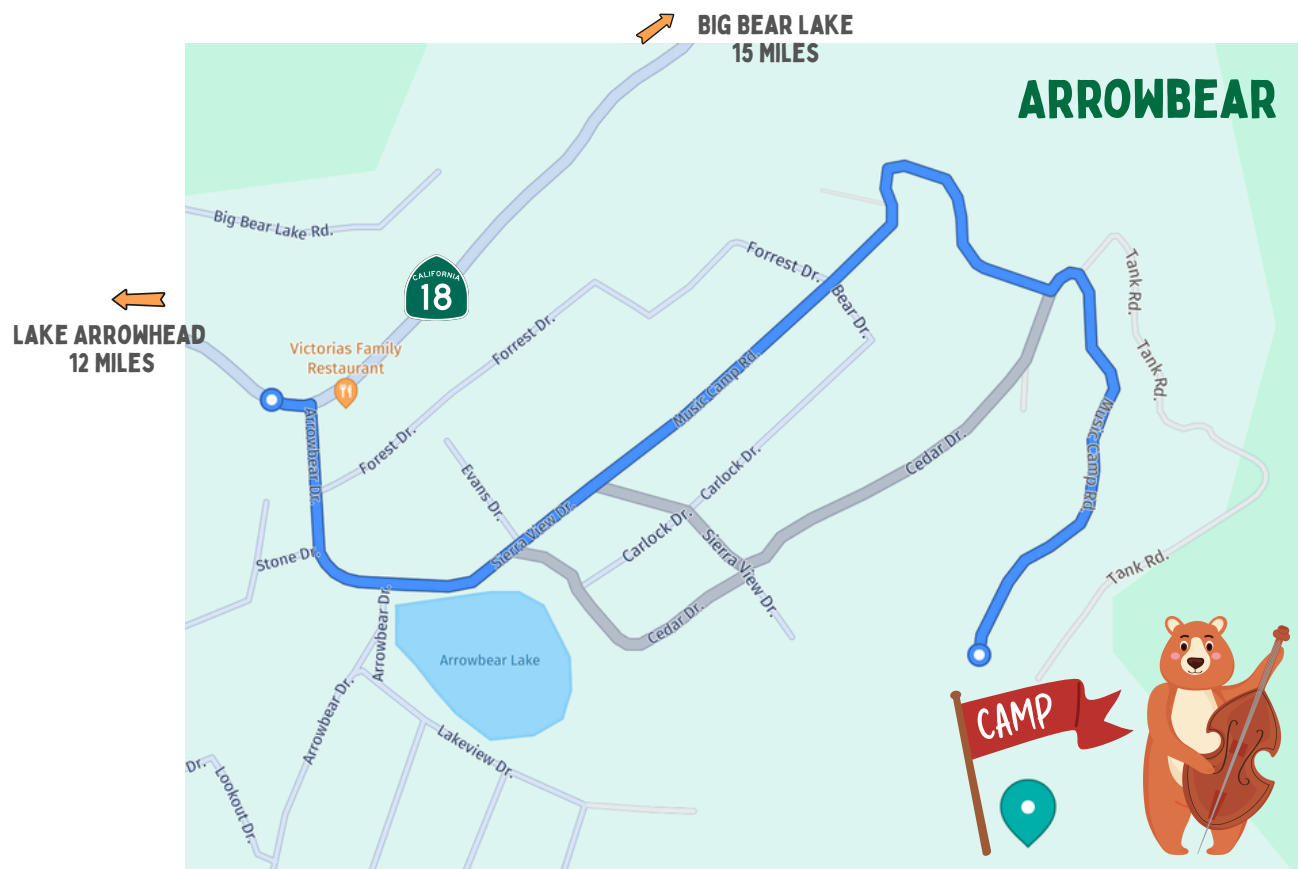
Physical address: 33500 Music Camp Rd, Arrowbear Lk, CA 92382

First Time Visiting?

If you haven't been to camp before, please bring a copy or screenshot of the directions—we recommend not relying solely on GPS, as the directions can be inaccurate the last ½ mile

Driving Directions

- From **I-210 in Highland**, take **Highway 330** toward Big Bear
- Drive up the mountain and continue through **Running Springs** and **Arrowbear**
- Turn **right at the second Arrowbear Drive** (look for Victoria's Family Restaurant on the corner).
If you see signs for Green Valley Lake or Snow Valley Ski Resort, you've gone too far
- Stay **to the left of the small pond** (may be dry in summer)
- Continue up **Music Camp Road** (or alternatively, right at Sierra View → left at Cedar Drive → sharp right at Music Camp Road)
Careful to avoid a wrong turn on Tank Road- it is very narrow and steep
- You will know you have made it when you reach the large **green and brown "Arrowbear Music Camp" sign**. 😊
- Follow signs to the **check-in station** upon arrival.



Medical Form & Medications

Please make sure your online medical form is completed and up to date by June 15th. You can access the form directly from your parent login:

Medical Form Link

Find it anytime in the Document center after logging in to the parent portal. Our Camp Health Supervisor will review the form with you during check-in.

All medications, including over-the-counter items, **must be turned in at check-in**. This is required by law and is essential for camper safety.

- Medications **must be in their original, labeled containers**.
- If using a daily pill organizer, you must also bring the original prescription bottle for reference.
- Unlabeled or loose medications will not be accepted or administered.



General Camp Information:

Musical Introduction

In order for us to get to know your playing level and ensure you'll learn and thrive, please upload a video recording of your camper playing the examples listed below as they are able. Please have them say their name and which camp session they will be attending. Camp is a supportive and noncompetitive environment. We're all here to grow as musicians!

Click Here to Upload your Video (<https://www.dropbox.com/request/S2OAH1glwLiTnXew0ZK4>)

In preparation, please review the following as appropriate for your instrument:

Strings

- Pick 3- C, G, D, F, and Bb major scales – as many octaves as you can play confidently
- A short excerpt from a current solo or orchestral work

Winds

- Pick 3- Bb, F, Eb, G, and D major scales 1–2 octave chromatic scale
- Demonstration of one fast and one slow excerpt (can be from any solo or ensemble work)

Communication with your camper:

Old fashioned snail mail

Campers love to receive mail while at camp!

Mail through the post will most likely arrive after the session is over, so please leave mail & packages with the camp office to be placed in the camper's mailbox on a specific day. You will see a drop off "Camper Mail" box sitting near the check in table. Label clearly with the camper's name and preferred delivery date.

Or mail to camp a few days before the session. :)

Emailing Your Camper

You can send one-way emails to your camper through your online account. Here's how:

1. Log in to the [parent portal](#)
2. From the left-hand menu, select "Message Center"
3. Click "email a camper"

Emails are printed and delivered to camper mailboxes along with the daily mail.

Note: Campers do not have access to respond to emails while at camp.



Cell Phones

Campers may bring a cell phone to camp, but phones must be turned in during check-in and will be stored securely in the camp office.

Please label phone with the camper's name and make sure it is powered off when turning it in.

Phones may be checked out for use between 3:00-3:30pm Monday and Tuesday.

Campers without a phone who wish to call home may use the camp office phone or a staff phone during these times.

We've found that campers (and staff) have a more meaningful and connected experience when screens are set aside. These 3 days go by quickly so we encourage everyone to be fully present!

Online Camp Photo Album

We'll be posting camp photos to your online account starting Sunday evening at 6pm.

To view them:

1. Log in to the [Parent Portal](#)
2. Select "Photo Gallery" from the left-hand menu

Check back periodically for new photos.

You can also follow along with camp life on social media stories and posts:

[instagram.com/arrowbearmusiccamp](https://www.instagram.com/arrowbearmusiccamp)

[facebook.com/ArrowbearMusicCamp](https://www.facebook.com/ArrowbearMusicCamp)

(Links are also available on our website)

Commemorative Photo and Camp Roster (the 'note')

At the end of the session, each camper will receive a group photo and a roster with contact information for fellow campers and staff. It is a great way to stay in touch after camp!

The roster will include name, instrument, and city.

During check in you will have the opportunity to add contact information to your camper's information.

If you'd prefer that information not be shared, please let us know during check-in or anytime during the first day of camp.

Housing

Housing at camp is barrack-style. Most campers live out of their suitcase or backpack during their stay. However, we do provide footlocker trunks and a limited number of cubbies throughout the dorm for additional storage.



Visiting Policy

For the safety and privacy of all campers, please contact the camp office in advance if you plan to visit during the session.

Camp Store

During free time, campers can visit our camp store, which offers a small selection of snacks and Arrowbear gear.

How It Works:

Campers use a store debit account—no cash is kept on hand. Any unused funds will be returned in cash on the last day of camp.

To add funds:

1. Log into the [Parent Portal](#)
2. From the left-hand menu select “Camp Store” → “Store Deposits”
3. During the session, your camper’s account will be updated a few times per day with a current total
4. We also accept cash, check, money order (made out to Arrowbear Music Camp), or credit card online

Suggested amount for Elementary Session: \$5–\$40

Sample Prices:

Snacks/Soda: \$1–\$5

T-shirts: \$20

Sweatshirts: \$30–\$40

Other Camp Gear: \$3–\$35

Concert Day:

The camp store will also be open before and after the concert. Credit cards will be accepted at this time.



We are looking forward to seeing you all!!!





Arrowbear Music Camp

Packing List



Clothing

Enough comfortable outdoor clothing for 3 days- Example:

- Jeans/ long pants
- Shorts/ skirts
- T-shirt/ tank top
- Sweat shirt/ sweater
- Pajamas
- Socks
- Underwear
- Closed-toe shoes
- Bag or collapsible hamper to hold dirty clothing
- Concert clothes: slacks, khakis or skirts; blouse, polo, or other collared shirt



Toiletries

- Towel and washcloth for shower
- Shower sandals (flip flops)
- Toothbrush, toothpaste, floss
- Shampoo/conditioner and soap
- Sunscreen and chapstick
- Bug repellent
- Any other personal items you may need



Bedding

- Warm Sleeping Bag- temps may drop below the 40's- please pack accordingly
- Pillow
- Fitted sheet (to cover vinyl mattress-cot size/ (2.5' x 6')

Music Related

- Instrument, plus any additional needed items (extra strings, rosin, etc.)
- Pencils/Eraser
- Clothespins to hold music in wind
- Music and accompaniment if you plan on performing during the recital
- Any additional instruments you play that you may like to use for free time or optional performance time

Miscellaneous

- Water Bottle- or purchase one with our logo
- Flashlight or headlamp with red light for night hikes

Optional

- Blanket
- Swimsuit
- Pool towel
- Hat
- Sunglasses
- Hiking shoes/ hiking gear
- Sandals
- Snack food in a labeled container
- Camera
- Books
- Art supplies
- Headphones
- Games
- something white & cotton for tie-dying

